

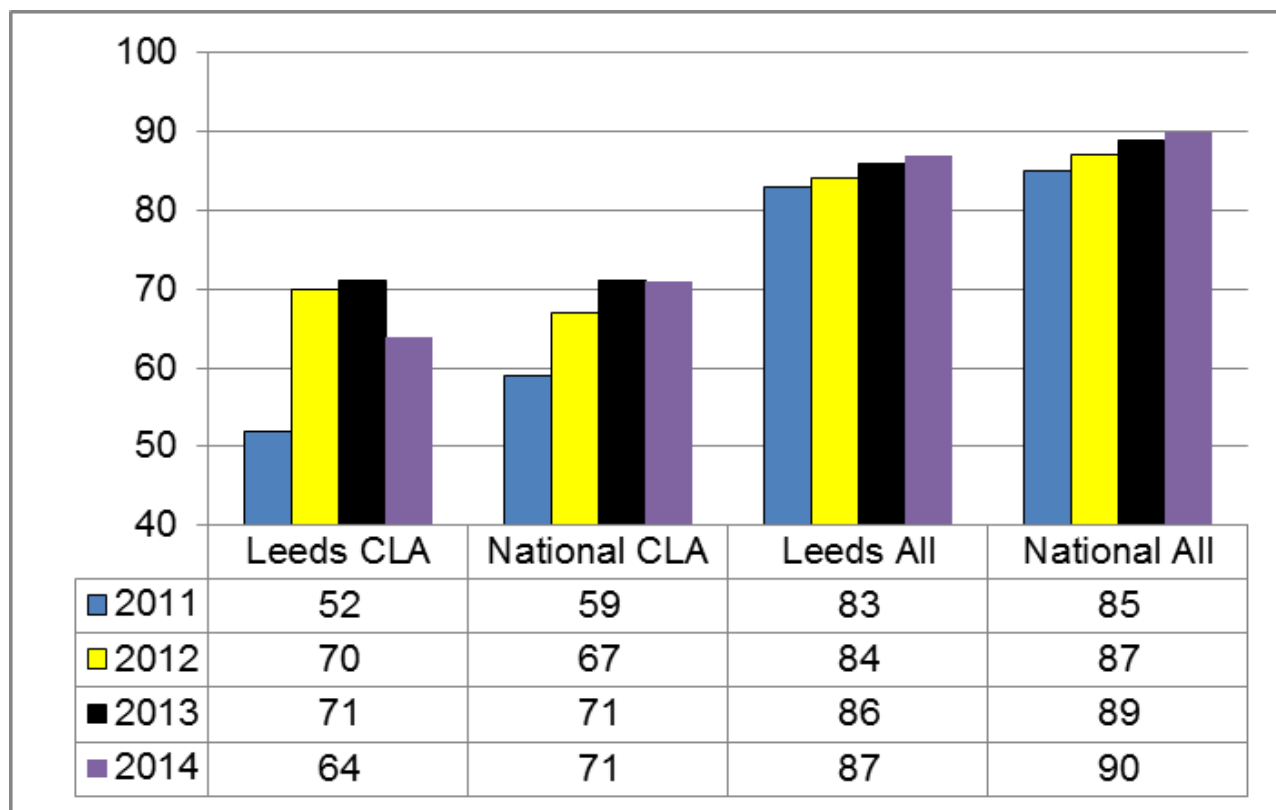
2013-14, CLA* - Learning Outcomes Dashboards

Dashboards	Changes Since Previous Version
Key Stage 1 - Percentage of CLA achieving level 2 or above in Reading	New dashboard added
Key Stage 1 - Percentage of CLA achieving level 2 or above in Writing	New dashboard added
Key Stage 1 - Percentage of CLA achieving level 2 or above in Maths	New dashboard added
Key Stage 2 - Percentage of CLA achieving level 4 or above in Reading	New dashboard added
Key Stage 2 - Percentage of CLA achieving level 4 or above in Writing	New dashboard added
Key Stage 2 - Percentage of CLA achieving level 4 or above in Maths	New dashboard added
Key Stage 2 - Percentage of CLA achieving level 4 or above in Grammar, Punctuation and Spelling	New dashboard added
Key Stage 2 - Percentage of CLA achieving level 4 or above in Reading, Writing and Maths	New dashboard added
Key Stage 4 - Percentage of CLA achieving 5 A*-C at GCSE	New dashboard added
Key Stage 4 - Percentage of CLA achieving 5 A*-C at GCSE including English and Maths	New dashboard added

2013-14, CLA* - Learning Outcomes Dashboards

*Performance of children who have been looked after continuously for at least 12 months

2013-14, Key Stage 1 - Percentage of CLA achieving level 2 or above in Reading



England Rank	Equal 46/65
--------------	-------------

National Quartile Position	Change from last year
<div> <div>3rd quartile</div> </div>	<div>7% point</div>

Key Issues: Key Issues: Performance of Leeds CLA has decreased this year, whereas national performance has remained static.

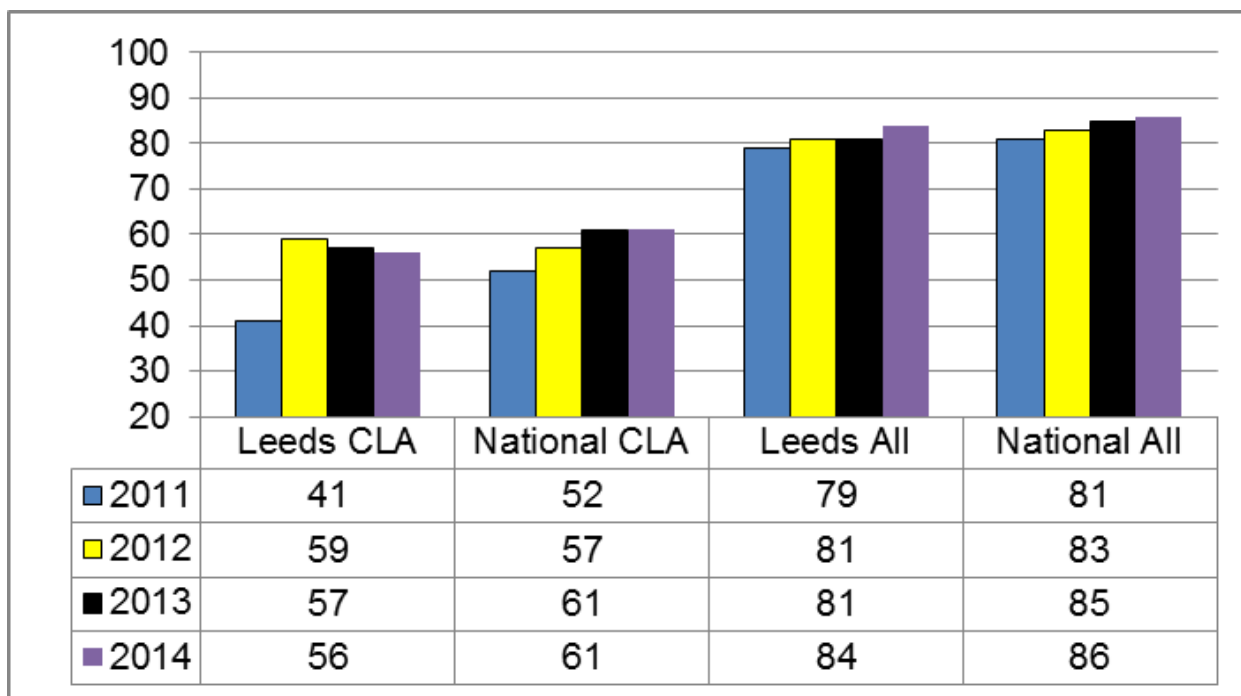
Data Status:Provisional

Data Source: Data Source: DfE Statistical First Release SFR49/2014

Data Notes: Please note the national quartile position and England rank is based on provisional data which won't be validated until 2015 results are published via the DfE Statistical First Release.



2013-14, Key Stage 1 - Percentage of CLA achieving level 2 or above in Writing



England Rank	Equal 41/60
--------------	-------------

National Quartile Position	Change from last year
<div> <div>3rd quartile</div> </div>	<div> <div>1% points</div> </div>

Key Issues: Performance of CLA has decreased in Leeds by one percentage point, whereas national performance has remained static.

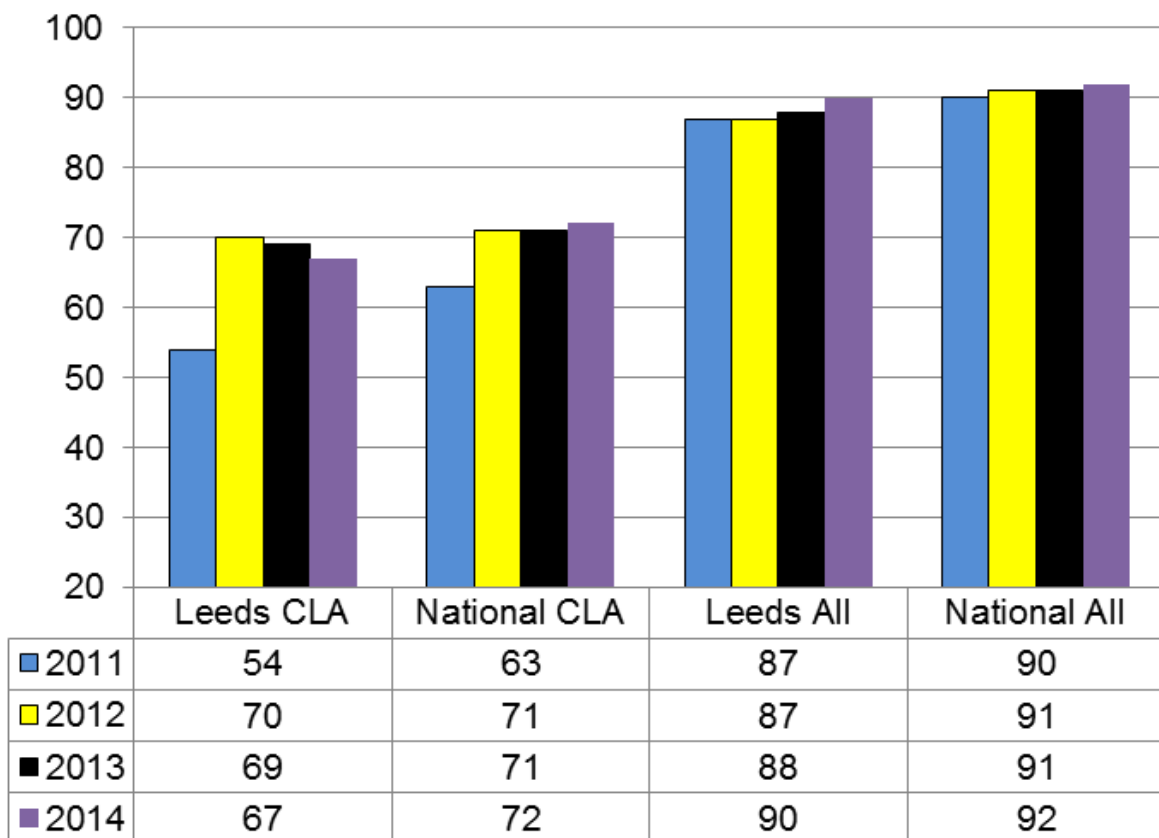
Data Status: Provisional

Data Source: DfE Statistical First Release SFR49/2014

Data Notes: Please note the national quartile position and England rank is based on provisional data which won't be validated until 2015 results are published via the DfE Statistical First Release.



2013-14, Key Stage 1 - Percentage of CLA achieving level 2 or above in Maths



England Rank	Equal 43/65
--------------	-------------

National Quartile Position	Change from last year
<div> <div>3rd quartile</div> </div>	2% point

Key Issues: Performance has dipped slightly in Leeds, nationally performance has improved by one percentage point to 72%.

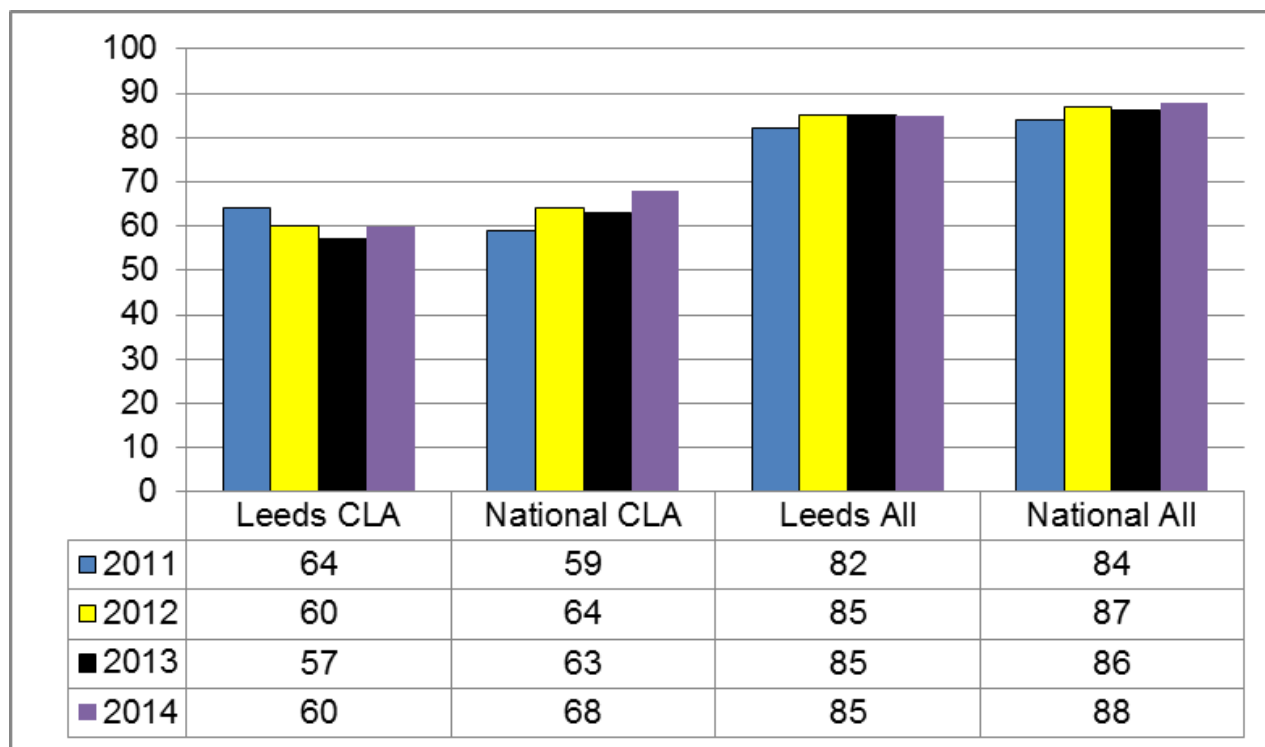
Data Status: Provisional

Data Source: Data Source: DfE Statistical First Release SFR49/2014

Data Notes: Please note the national quartile position and England rank is based on provisional data which won't be validated until 2015 results are published via the DfE Statistical First Release.



2013-14, Key Stage 2 - Percentage of CLA achieving level 4 or above in Reading



England Rank	equal 68/93
--------------	-------------

National Quartile Position	Change from last year
<div> <div></div> <div></div> <div>3rd quartile</div> <div></div> </div>	<div> <div></div> <div>3% points</div> </div>

Key Issues: Performance in Leeds has improved by three percentage points to 60%, this mirrors the national trend which has seen an improvement of five percentage points.

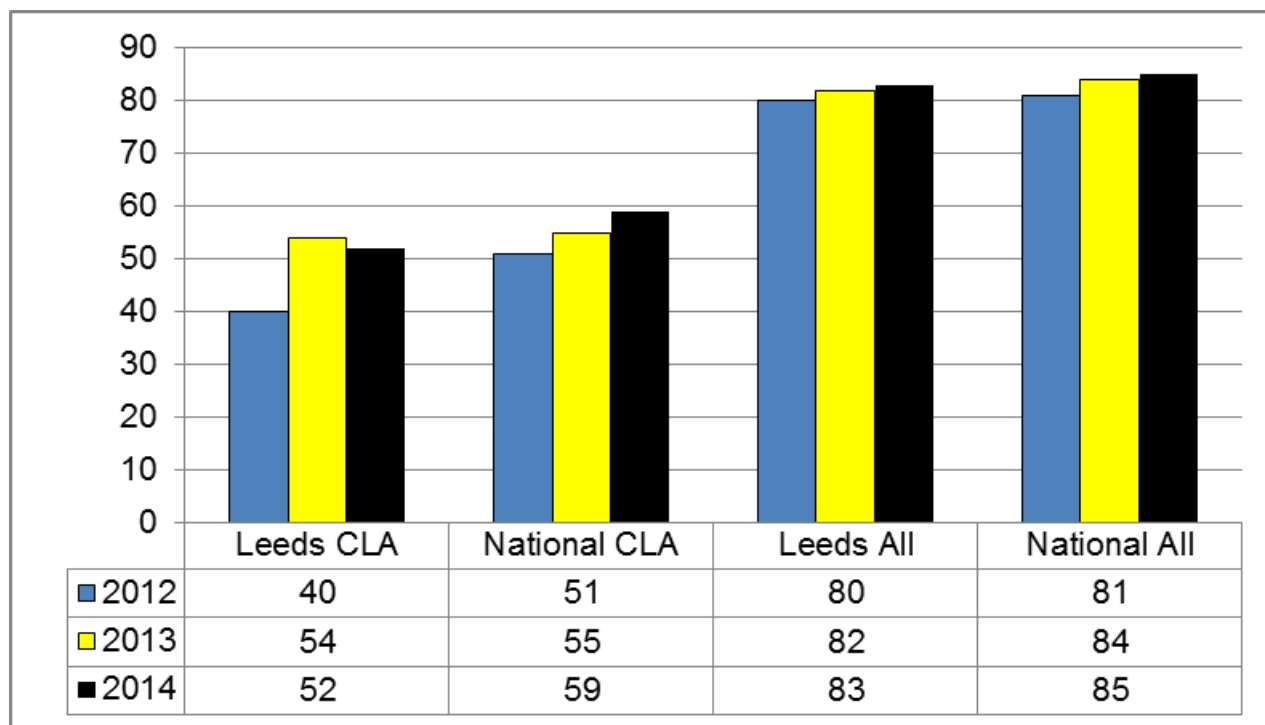
Data Status: Provisional

Data Source: Data Source: DfE Statistical First Release SFR49/2014

Data Notes: Please note the national quartile position and England rank is based on provisional data which won't be validated until 2015 results are published via the DfE Statistical First Release.



2013-14 Key Stage 2 - Percentage of CLA achieving level 4 or above in Writing



England Rank	Equal 67/91
--------------	-------------

National Quartile Position	Change from last year
3rd quartile	2% points

Key Issues: Performance for Leeds CLA has decreased by 2 percentage points, nationally performance has continued to improve.

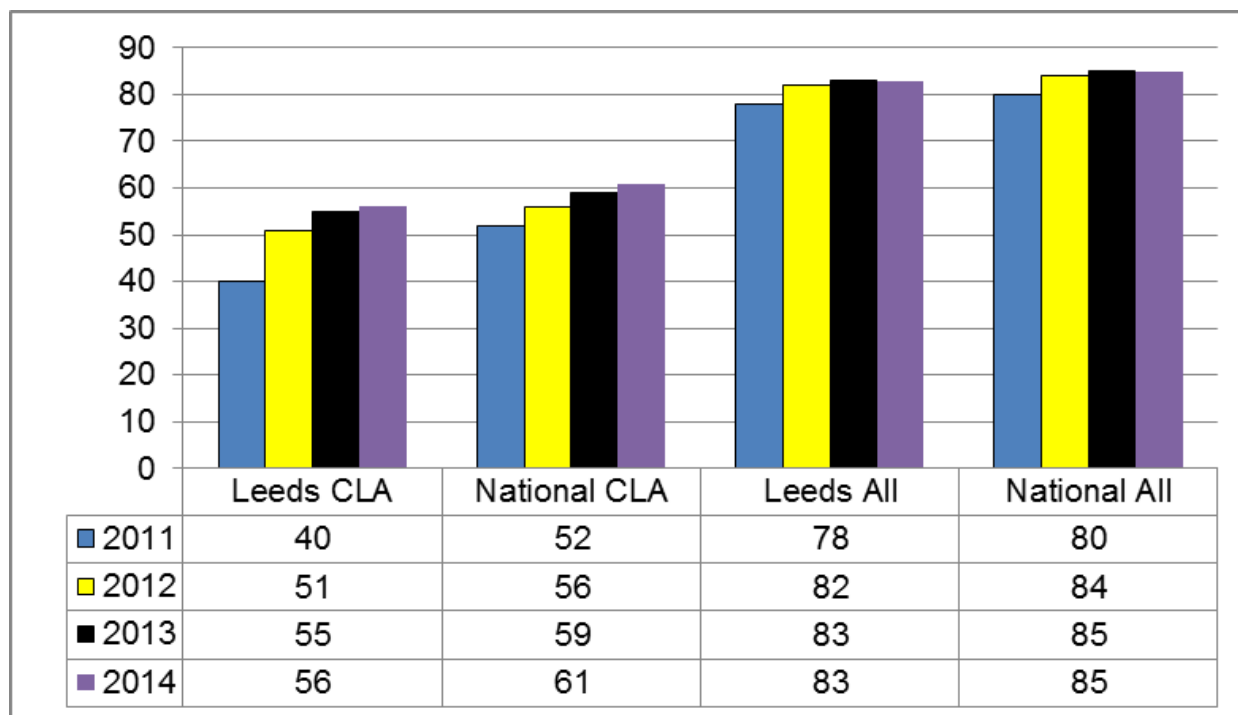
Data Status: Provisional

Data Source: Data Source: DfE Statistical First Release SFR49/2014

Data Notes: Please note the national quartile position and England rank is based on provisional data which won't be validated until 2015 results are published via the DfE Statistical First Release.



2013-14, Key Stage 2 - Percentage of CLA achieving level 4 or above in Maths



England Rank	55/89
--------------	-------

National Quartile Position	Change from last year

Key Issues: There has been a slight improvement with this indicator, but performance remains below the national average.

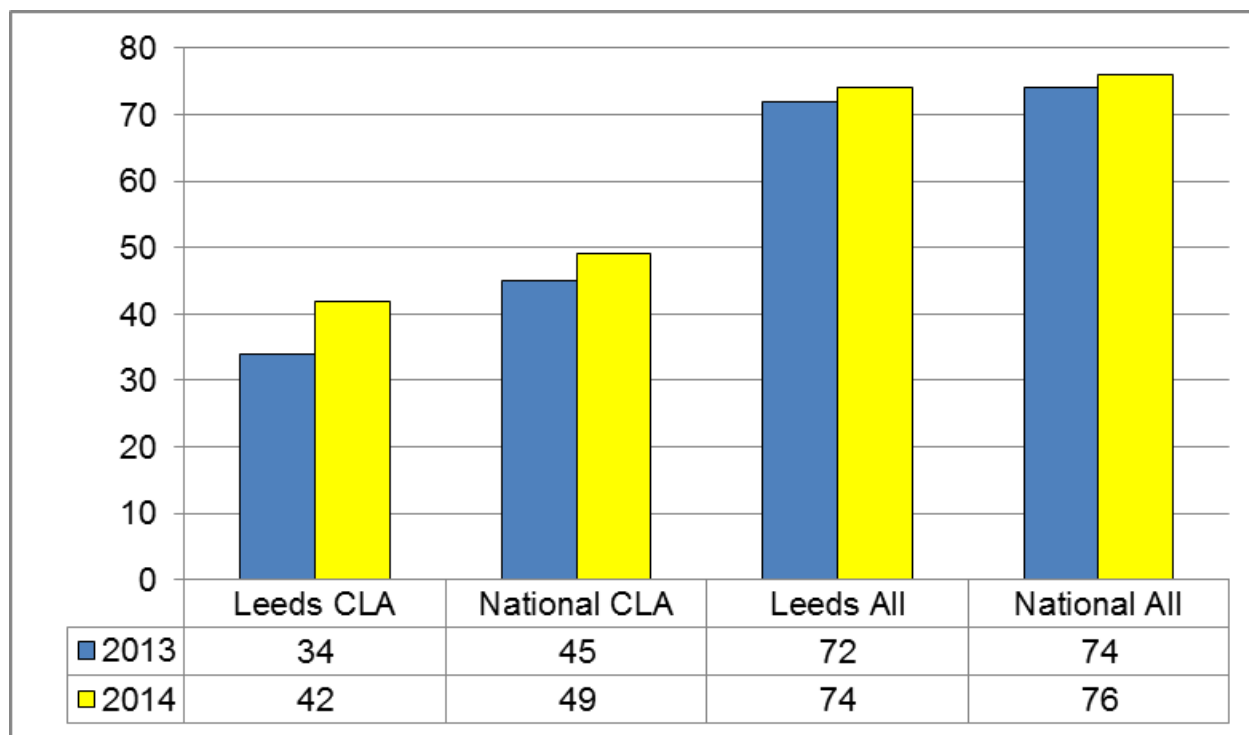
Data Status: Provisional

Data Source: Data Source: DfE Statistical First Release SFR49/2014

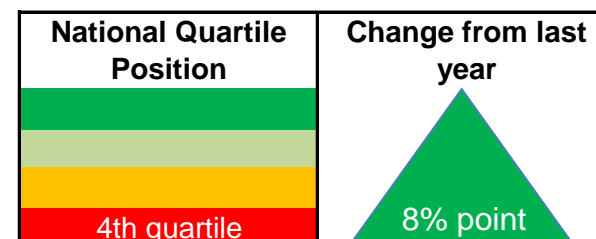
Data Notes: Please note the national quartile position and England rank is based on provisional data which won't be validated until 2015 results are published via the DfE Statistical First Release.



2013-14, Key Stage 2 - Percentage of CLA achieving level 4 or above in Grammar, Punctuation and Spelling



England Rank	equal 63/80
--------------	-------------



Key Issues: Leeds has improved by eight percentage points but remains below the national average by seven percentage points.

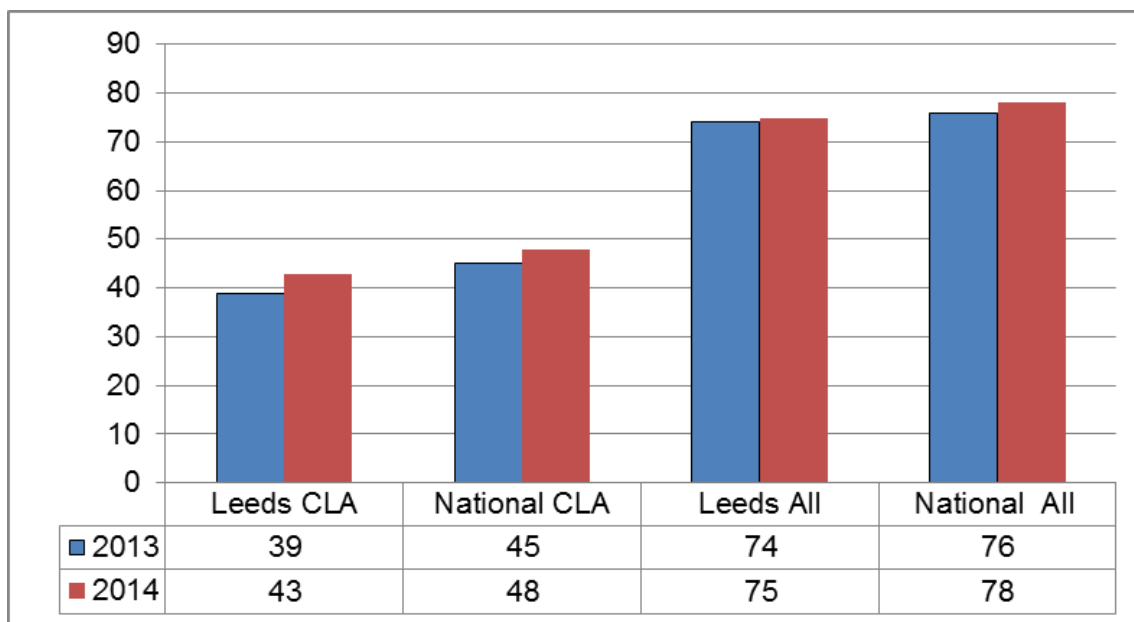
Data Status: Provisional

Data Source: Data Source: DfE Statistical First Release SFR49/2014

Data Notes: Please note the national quartile position and England rank is based on provisional data which won't be validated until 2015 results are published via the DfE Statistical First Release.



2013-14, Key Stage 2 - Percentage of CLA achieving level 4 or above in Reading, Writing and Maths



England Rank	equal 56/81
--------------	-------------

National Quartile Position	Change from last year

Key Issues: Performance in Leeds has improved by four percentage points, but remains below the national average.

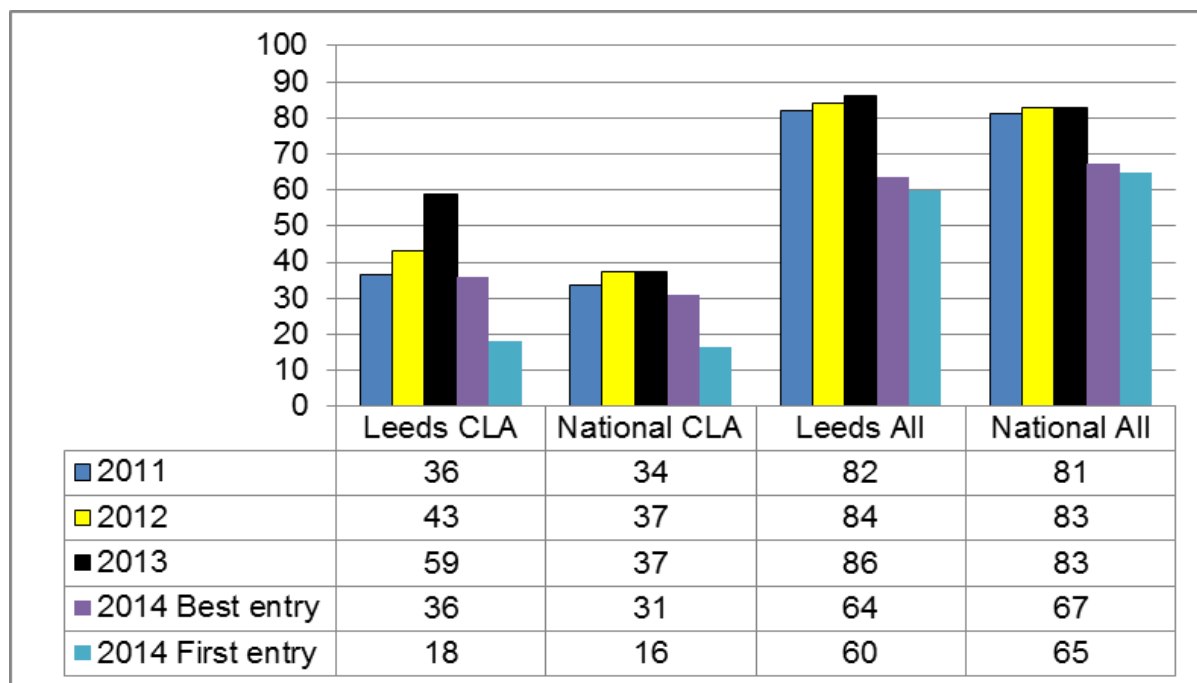
Data Status: Provisional

Data Source: Data Source: DfE Statistical First Release SFR49/2014

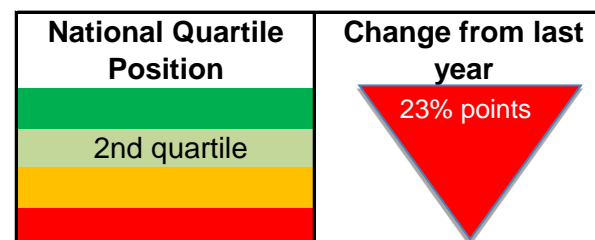
Data Notes: Please note the national quartile position and England rank is based on provisional data which won't be validated until 2015 results are published via the DfE Statistical First Release.



2013-14, Key Stage 4 - Percentage of CLA achieving 5 A*-C at GCSE



Best entry: England Rank	43/107
First entry: England Rank	19/46



Key Issues: When comparing the 2014 Best result to 2013, performance in Leeds has declined but remains above the national average by five percentage points.

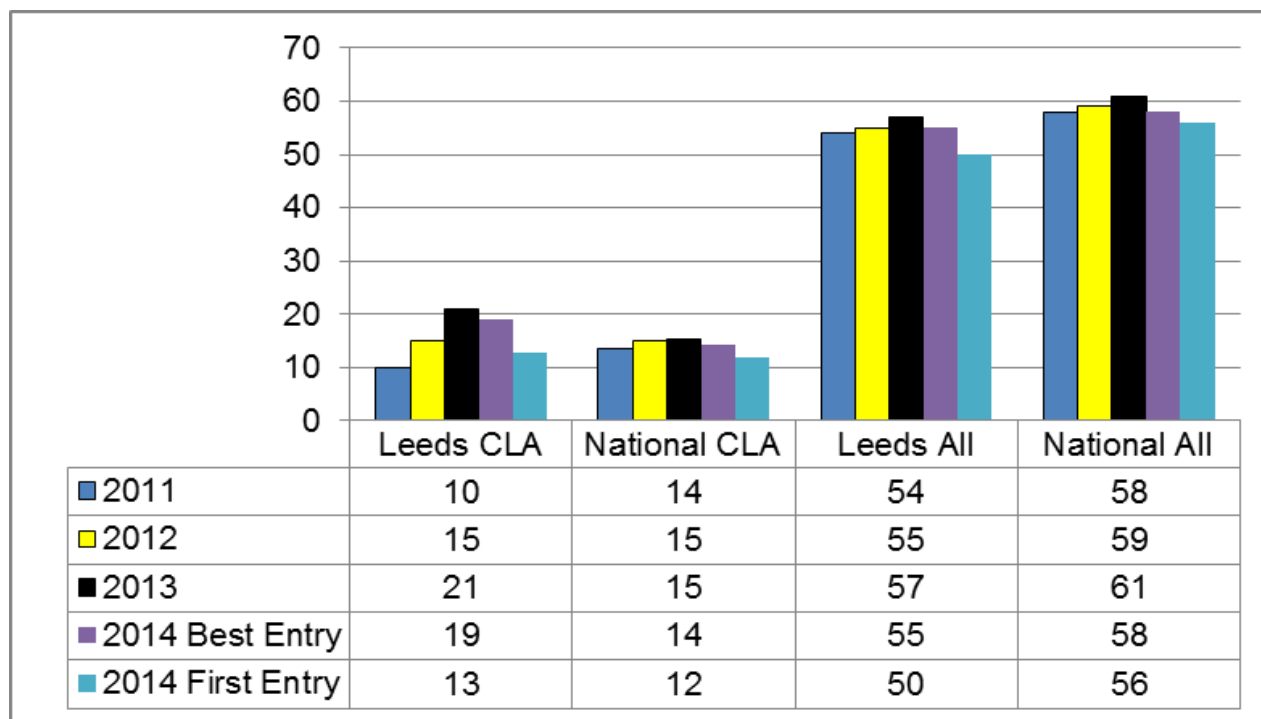
Data Status: Provisional

Data Source: Data Source: DfE Statistical First Release SFR49/2014

Data Notes: Please note the national quartile position and England rank is based on provisional data which won't be validated until 2015 results are published via the DfE Statistical First Release.



2013-14, Key Stage 4 - Percentage of CLA achieving 5 A*-C including English and Maths at GCSE



Best entry: England Rank	34/61
First entry: England Rank	24/33

Best Entry

National Quartile Position	Change from last year
1st quartile	2% points
2nd quartile	
3rd quartile	
4th quartile	

Key Issues: When comparing the 2014 Best result to 2013, performance in Leeds has decreased by two percentage points but remains above the national average by five percentage points.

Data Status: Provisional

Data Source: Data Source: DfE Statistical First Release SFR49/2014

Data Notes: Please note the national quartile position and England rank is based on provisional data which won't be validated until 2015 results are published via the DfE Statistical First Release.

